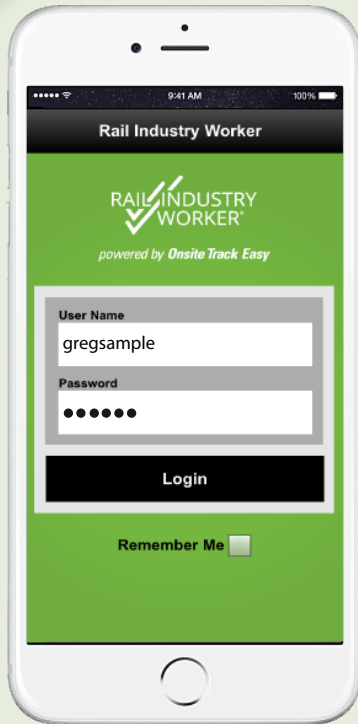



# How to Install the RIW Mobile App.

(Iphone/Ipad)



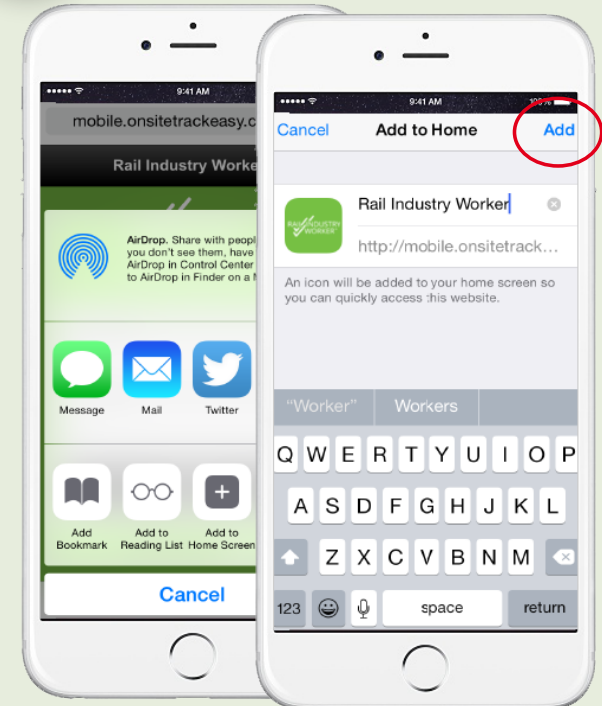
## 1. Go to...

<http://mobile.onsitetrackeasy.com.au/riw>



## 2. Click...

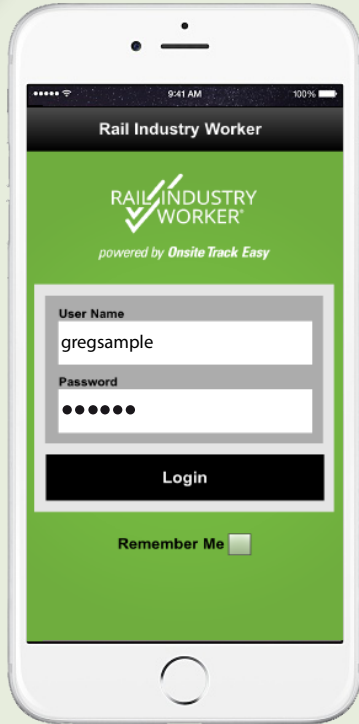
The ADD TO button at bottom of screen, circled above.



## 3. Add...

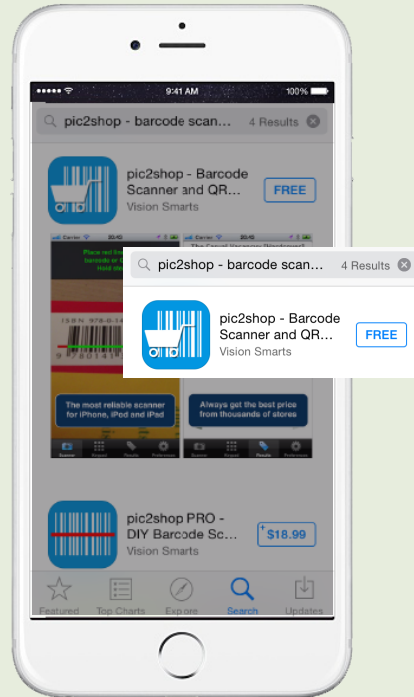
Click ADD TO HOME SCREEN Button. Rename 'RIW'. Click ADD button on top right. App icon now added to home screen!

# How to Install the Pic2Shop QR Code Scanner.



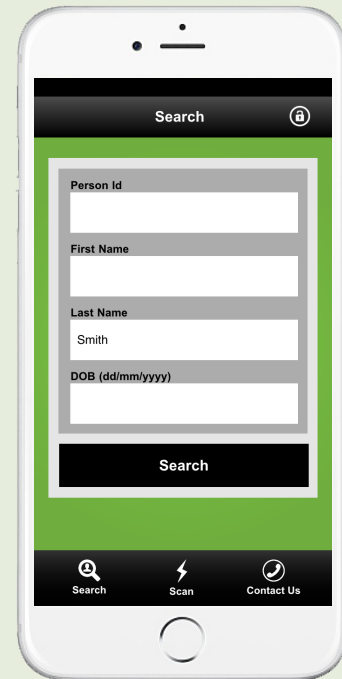
## 1. Log in...

Open RIW App. Enter Onsite Track Easy username & password. Tick "Remember Me". Click LOGIN button.



## 2. Add...

Download the free pic2shop App (using your iTunes account.) This is the QR code scanner that is compatible with the RIW App.



## 3. Click...

Go to the RIW App and click the SCAN button to scan the QR code on the RIW card.