

# How to Install the RIW Mobile App.

(Android)



## 1. Go to...

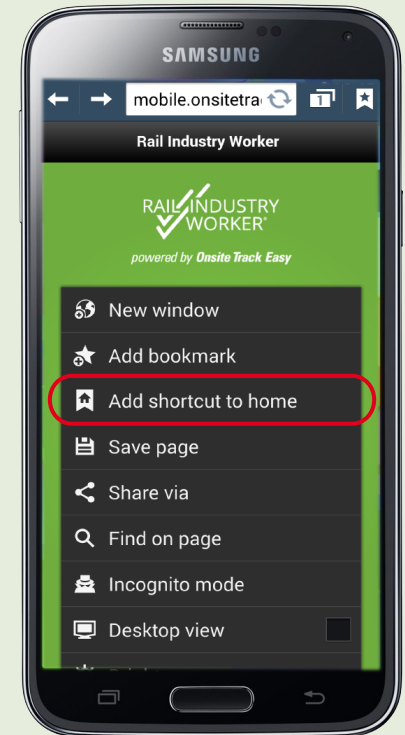
<http://mobile.onsitetrackeasy.com.au/riw>



## 2. Click...

Click the left menu button\* and the internet menu will appear.

\* This may vary between different Android makes and models. Please contact us if you require further assistance in this process.



## 3. Add...

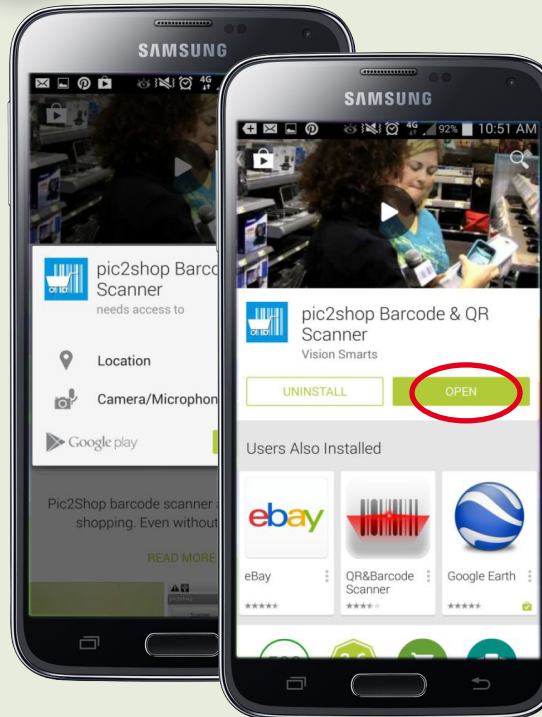
Click ADD SHORTCUT TO HOME link.  
App added to home screen!

# How to Install the QR Code Scanner.



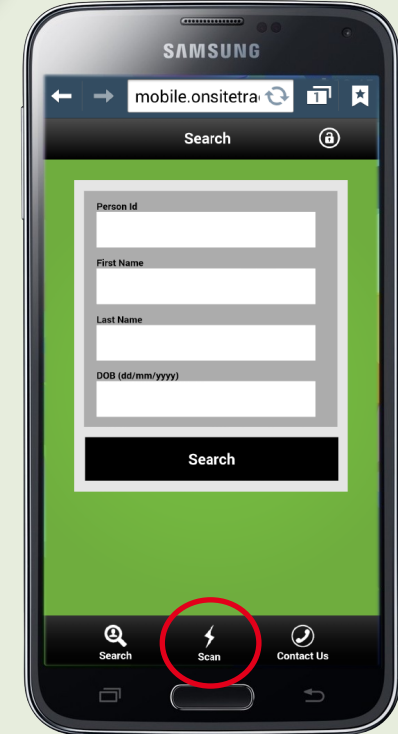
## 1. Log in...

Open RIW App. Enter Onsite Track Easy username & password. Check "Remember Me". Click LOGIN button.



## 2. Add...

Download the free pic2shop App (using your Play Store account.) This is the free QR code reading App compatible with the RIW App.



## 3. Click...

Go to the RIW App and click the SCAN button to scan the QR code on the RIW card.